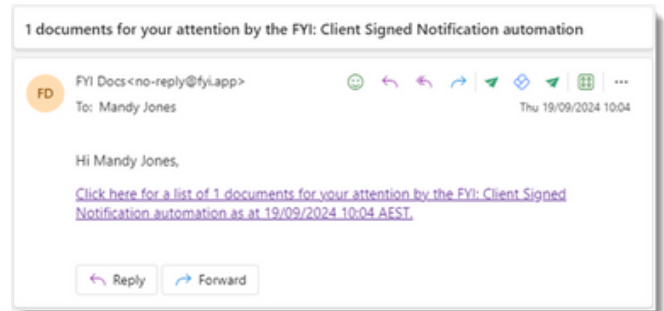


Client Signed Notification Process Automation



About this automation:

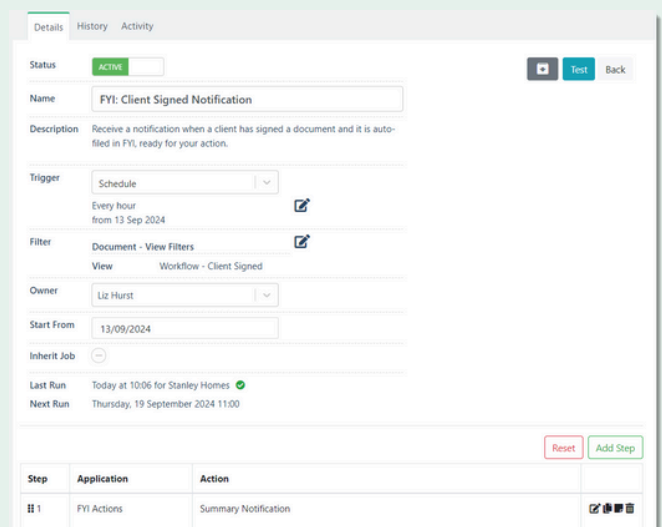
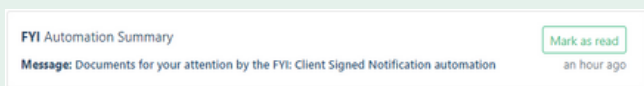
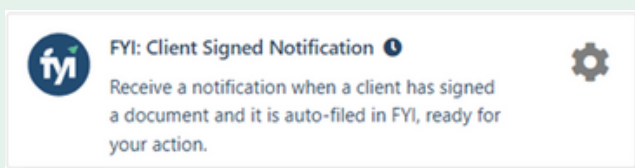
Use this process to automatically send notifications when signed documents are received.



Simply import the sample automation, customise to suit your practice, test and activate!

What's included:

- ✓ Automation Process Steps

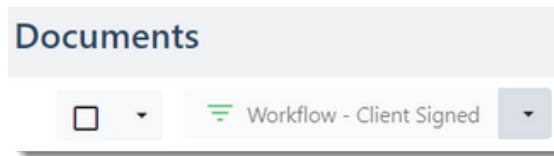


How to import:

Before you begin, ensure your View have been saved in the Documents list with the following filters:

"Workflow - Client Signed " View

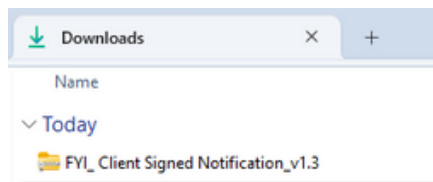
- Workflow = Client Signed



Step 1 - Save the import file locally

The first step is to download the zip file provided in FYI's help centre.

Simply save the file locally, for example, in your Windows Explorer Downloads folder. You do not need to extract the files.

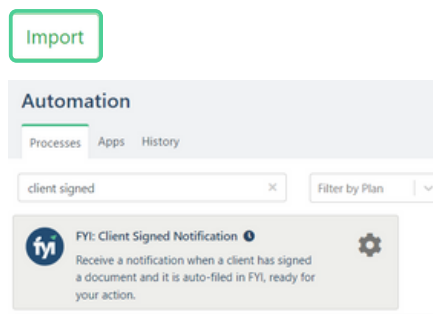


Step 2 - Import the files into FYI

Navigate to the Automations screen and click the Import button on the right-hand side of the screen.

Locate and select your saved "Client Signed Notification" file and click Open to import the automation.

You can also drag and drop the zip file to the Automation list view. The Process will be imported into FYI as draft.



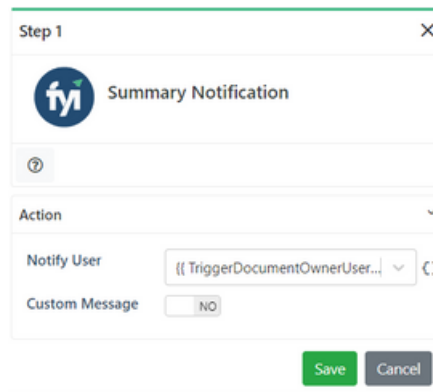
Step 3 - Review the process

Processes are imported with the Status set to Draft.

You can locate the process by searching for "FYI" in the "Search processes" field.

This process uses the Client Signed, which is a system view in Documents Lists.

- Review the schedule
- Review the process owner
- Review and update the process step.



Step 4 - Test and activate

Click the Test button to display a list of client signed documents.

Search and select a specific document to run the test for and select Run Test.

Go to Home - Notifications and review the summary notification received. The notification will be sent to the Owner of the document

When ready, set the Status to Active.

- This automation is set to run automatically every hour from the commencement date.
- Users can receive notifications in FYI and also via Email or Teams. This is based on the Notification Mode enabled in My Settings.

